


NON-RURAL LOCAL GOVERNMENT IMPACT & REPORT



results

\$61.9 MILLION
STATE APPROPRIATED FUNDS AWARDED
BY RURAL INFRASTRUCTURE AUTHORITY
(NOV. 2013 - JUNE 2018)

GRANTS 277

COUNTIES 74

JOBS 8450

94% OF FUNDS
SUPPORT
TIER 1 & TIER 2 COUNTIES

77% OF FUNDS
SUPPORT
EXISTING NC BUSINESSES

74% OF FUNDS
SUPPORT
PRIORITY INDUSTRIES*

average

GRANT AMOUNT
\$223,654

GRANTED PER JOB
\$7,332

JOBS COMMITTED
29

Rural Grant Programs administers the grant programs authorized under N.C.G.S. 143B-472.127 for the Rural Economic Development Division at NC Department of Commerce. Under the direction of the Rural Infrastructure Authority, the program awards grants to local governments to support economic development projects that lead to job creation and increased economic opportunity.

*Priority Industries include: Manufacturing, Processing, Warehouse/Distribution, Data & Call Services

PROSPERITY ZONES

northwest

	Total Amount Granted	Number of Grants	Jobs Committed
Alexander	\$1,511,156	6	150
Alleghany	\$124,285	2	16
Ashe	\$550,000	2	45
Avery	\$70,000	1	14
Burke	\$3,779,255	10	542
Caldwell	\$2,752,323	13	325
Catawba	\$3,388,025	11	339
McDowell	\$1,219,966	7	147
Mitchell	\$142,000	2	10
Wilkes	\$187,500	2	15
Yancey	\$95,000	3	13
TOTAL	\$13,819,510	59	1616

Counties without awards: Watauga
**Total Deobligations: 8

western

	Total Amount Granted	Number of Grants	Jobs Committed
Cherokee	\$1,021,678	4	139
Clay	\$30,000	1	15
Graham	\$370,000	1	74
Henderson	\$434,340	2	84
Macon	\$275,277	2	24
Madison	\$335,000	2	32
Polk	\$250,000	1	30
Rutherford	\$3,358,596	13	368
Transylvania	\$100,000	2	18
TOTAL	\$6,174,891	28	784

Counties without awards: Buncombe, Haywood, Jackson, Swain
**Total Deobligations: 6

central

	Total Amount Granted	Number of Grants	Jobs Committed
Alamance	\$1,320,000	4	168
Davidson	\$1,667,962	6	154
Davie	\$2,092,500	6	361
Guilford	\$180,000	1	15
Randolph	\$1,236,192	9	150
Rockingham	\$2,040,000	5	241
Surry	\$1,600,218	5	163
Yadkin	\$190,000	1	19
TOTAL	\$10,326,872	37	1271

Counties without awards: Caswell, Forsyth, Stokes
**Total Deobligations: 6

north central

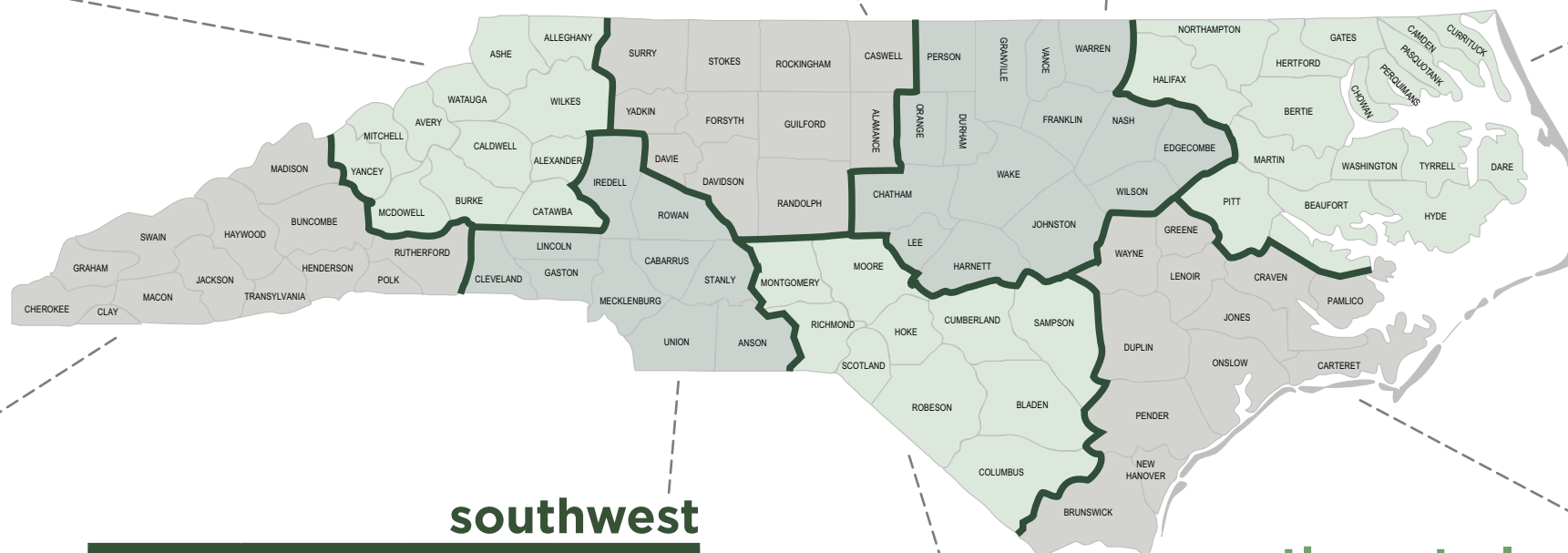
	Total Amount Granted	Number of Grants	Jobs Committed
Edgecombe	\$400,000	1	40
Franklin	\$1,255,000	7	139
Granville	\$2,062,788	8	389
Harnett	\$315,516	4	56
Johnston	\$1,400,000	6	280
Lee	\$788,615	5	107
Nash	\$630,000	2	51
Person	\$300,000	1	60
Vance	\$750,000	3	108
Warren	\$41,250	1	N/A
Wilson	\$1,152,500	4	114
TOTAL	\$9,095,670	42	1344

Counties without awards: Chatham, Durham, Orange, Wake
**Total Deobligations: 3

northeast

	Total Amount Granted	Number of Grants	Jobs Committed
Beaufort	\$1,182,762	6	129
Bertie	\$204,143	3	23
Chowan	\$337,112	2	34
Dare	\$500,000	1	50
Halifax	\$1,268,794	7	121
Hyde	\$135,000	3	16
Martin	\$1,507,500	5	140
Northampton	\$210,000	1	21
Pitt	\$1,889,375	10	191
Tyrrell	\$100,000	1	8
TOTAL	\$7,334,686	39	733

Counties without awards: Camden, Currituck, Gates, Hertford, Pasquotank, Perquimans, Washington
**Total Deobligations: 3



southwest

	Total Amount Granted	Number of Grants	Jobs Committed
Anson	\$60,000	1	14
Cleveland	\$500,000	1	71
Gaston	\$1,905,521	7	214
Iredell	\$500,000	2	113
Lincoln	\$625,000	3	192
Rowan	\$828,435	4	80
Stanly	\$753,985	4	87
TOTAL	\$5,172,941	22	771

Counties without awards: Cabarrus, Mecklenburg, Union
**Total Deobligations: 4

south central

	Total Amount Granted	Number of Grants	Jobs Committed
Bladen	\$394,327	3	72
Columbus	\$426,850	3	65
Cumberland	\$322,780	3	105
Hoke	\$1,500,000	3	270
Montgomery	\$671,000	5	120
Moore	\$95,000	2	19
Richmond	\$400,000	1	40
Robeson	\$3,070,000	10	297
Sampson	\$290,000	2	47
TOTAL	\$7,169,957	32	1035

Counties without awards: Scotland
**Total Deobligations: 5

southeast

	Total Amount Granted	Number of Grants	Jobs Committed
Brunswick	\$175,000	1	35
Carteret	\$40,000	1	5
Craven	\$180,000	1	15
Duplin	\$547,351	5	74
Greene	\$200,000	2	33
Lenoir	\$362,500	3	38
Onslow	\$40,375	1	15
Pender	\$500,000	1	100
Wayne	\$812,500	3	93
TOTAL	\$2,857,726	18	408

Counties without awards: Jones, New Hanover, Pamlico
**Total Deobligations: 2

**When local governments or businesses decide not to move forward with grant projects, the awards are deobligated and the funds are returned to the balance available to grant to other projects. To date, 37 grant awards have been deobligated.

building reuse

84% OF FUNDS SUPPORT THE TRANSFORMATION OF BUILDINGS THAT LEADS TO JOB CREATION

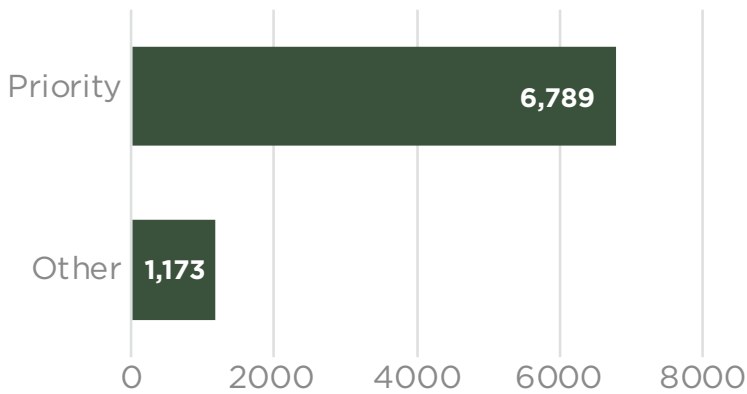
rural infrastructure

11% OF FUNDS SUPPORT THE DEVELOPMENT OF PUBLIC INFRASTRUCTURE THAT LEADS TO JOB CREATION

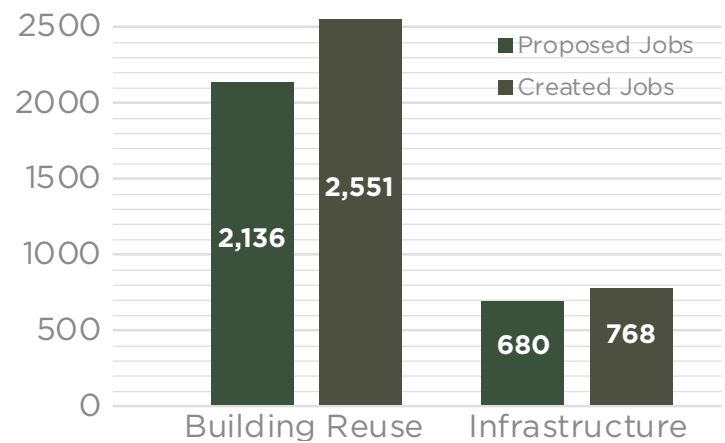
demolition

1% OF FUNDS SUPPORT THE DEMOLITION OF BLIGHTED BUILDINGS THAT LEADS TO REDEVELOPMENT

jobs committed by industry



jobs created by program



The Building Reuse and Infrastructure grant programs require local governments to partner with private businesses on job-creating economic development projects. The majority of jobs are committed by priority industries (above left). An analysis of the 95 completed projects shows that the businesses created more than the jobs committed (above right). The Building Reuse program maintains a job creation success rate of 119% and the Infrastructure program maintains a rate of 113%.

grant awards by fiscal year

fiscal year	number of grants	total amount granted	jobs committed
FY 2013-2014	31	\$8,997,583	1162
FY 2014-2015	49	\$12,203,615	1792
FY 2015-2016	58	\$11,252,043	1467
FY 2016-2017	73	\$15,148,367	1948
FY 2017-2018	66	\$14,350,645	2081