

# Back to School with Data

## LMI Tuesdays

September 5, 2023

### **Jeff Rosenthal**

Manager, Occupational Analysis Team  
NC Department of Commerce  
Labor & Economic Analysis Division

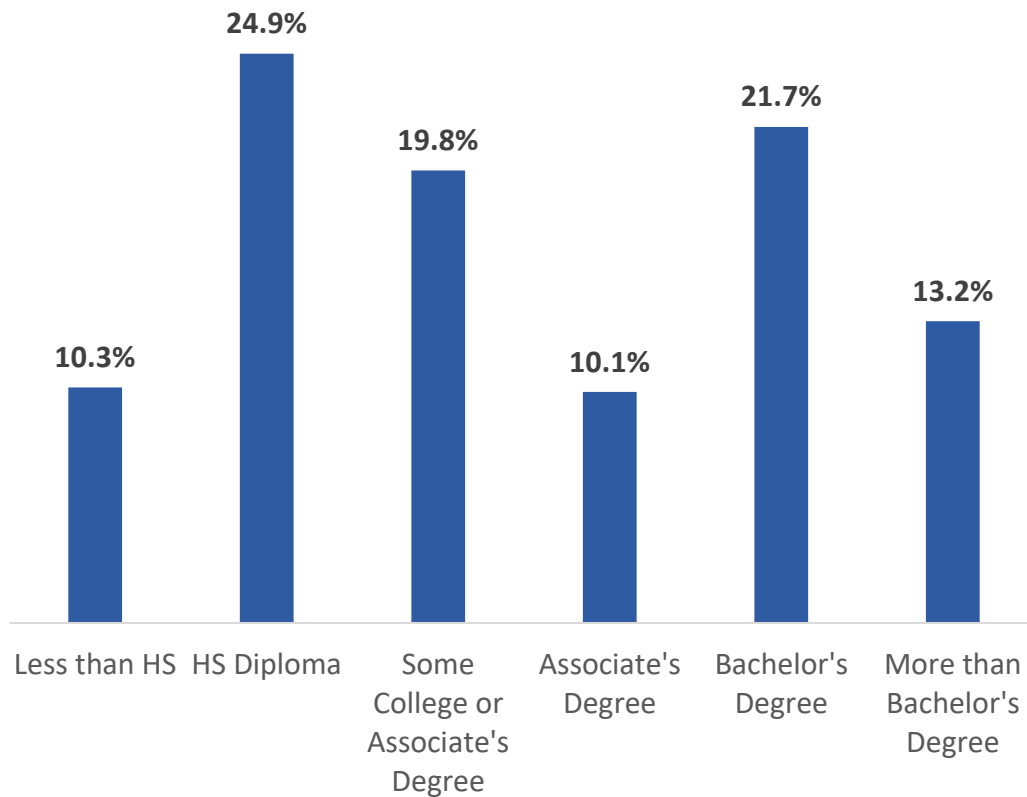
### **Jamie Vaughn**

Senior Analyst for Market Intelligence  
NC Department of Commerce  
Labor & Economic Analysis Division

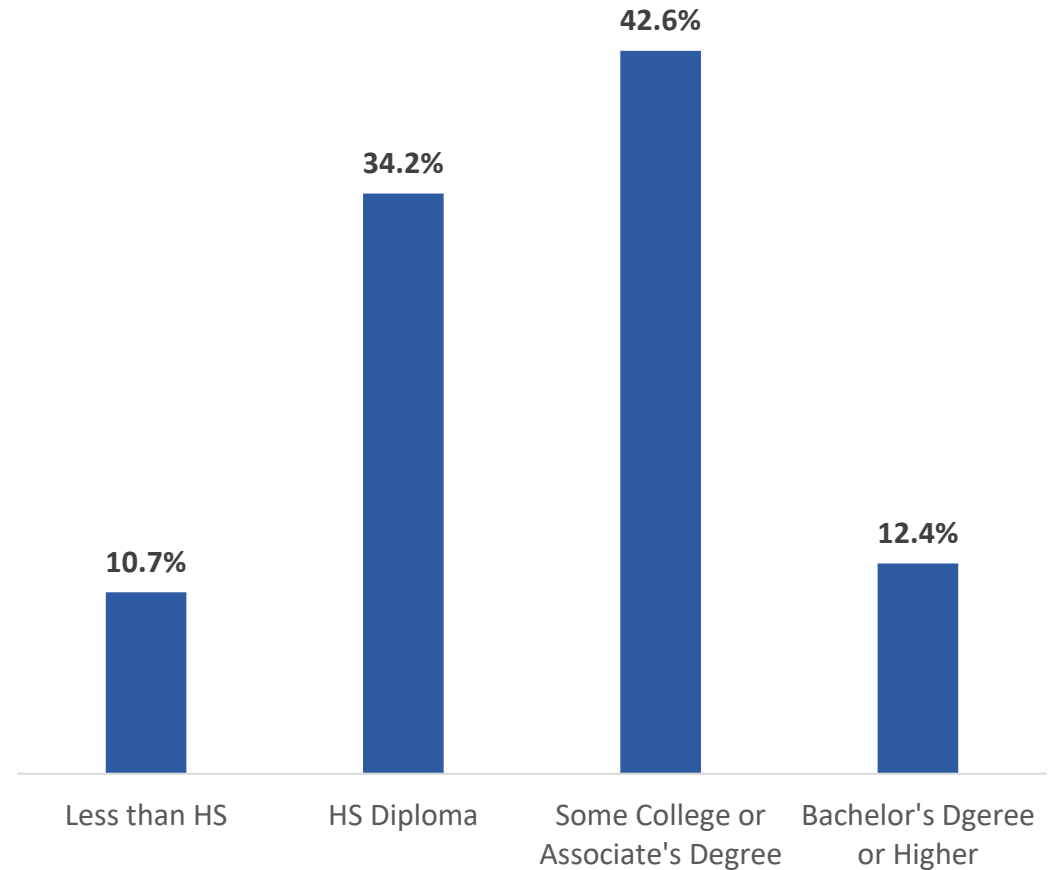
What are the education attainment stats for NC?

# NC Educational Attainment

Population 25 years and Older



Population 18 to 24 years



Source: American Community Survey, 2021 - 1yr Estimate

# Data.census.gov

## Explore Census Data

Learn about America's People, Places, and Economy

Educational Attainment

- Q Educational Attainment
- Q S1501: EDUCATIONAL ATTAINMENT
- Q B06009: PLACE OF BIRTH BY EDUCATIONAL ATTAINMENT IN THE UNITED STATES
- Q B06009PR: PLACE OF BIRTH BY EDUCATIONAL ATTAINMENT IN PUERTO RICO
- Q B07009: GEOGRAPHICAL MOBILITY IN THE PAST YEAR BY EDUCATIONAL ATTAINMENT FOR CURRENT RESIDENCE IN THE UNITED STATES

[Use Advanced Search...](#)

[Educational Attainment by County in Delaware](#) in [2017](#)

tables

**S1501** | EDUCATIONAL ATTAINMENT

American Community Survey | 2021: ACS 1-Year Estimates Subject Tables



1 Result  
View: 10 | 25 | 50 [Download Table Data](#)

American Community Survey  
**S1501** | EDUCATIONAL ATTAINMENT  
[View All 23 Products](#)

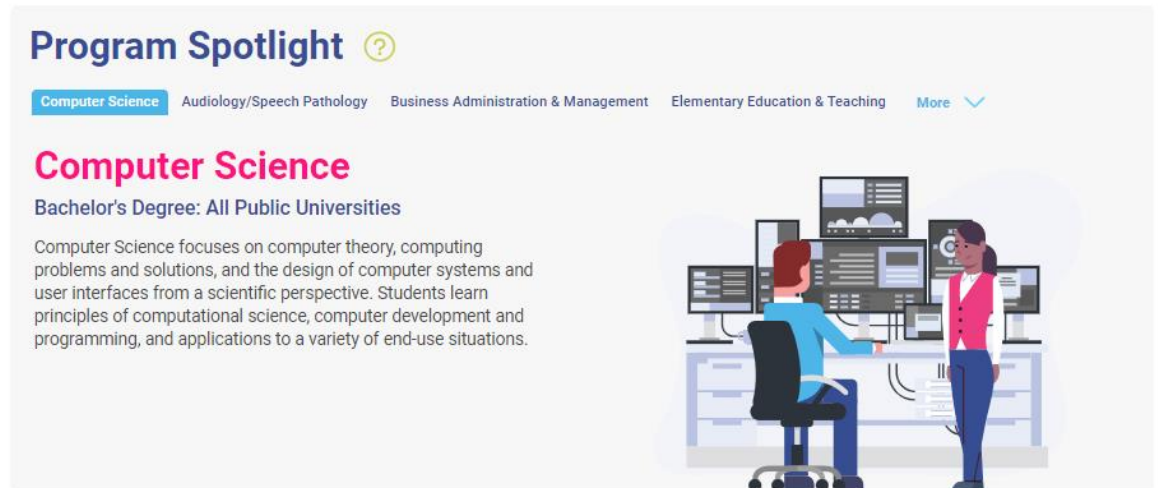

| Label                                       | Total       |                 | Percent  |                 | Male |
|---|-------------|-----------------|----------|-----------------|------|
|   | Estimate    | Margin of Error | Estimate | Margin of Error |      |
| ▼ AGE BY EDUCATIONAL ATTAINMENT             |             |                 |          |                 |      |
| ▼ Population 18 to 24 years                 | 30,225,003  | ±45,181         | (X)      | (X)             |      |
| Less than high school graduate              | 3,525,046   | ±36,281         | 11.7%    | ±0.1            |      |
| High school graduate (includes equivalency) | 10,531,946  | ±58,954         | 34.8%    | ±0.2            |      |
| Some college or associate's degree          | 12,294,415  | ±73,378         | 40.7%    | ±0.2            |      |
| Bachelor's degree or higher                 | 3,873,596   | ±43,148         | 12.8%    | ±0.1            |      |
| ▼ Population 25 years and over              | 228,193,464 | ±67,700         | (X)      | (X)             | 1    |
| Less than 9th grade                         | 10,860,370  | ±62,438         | 4.8%     | ±0.1            |      |
| 9th to 12th grade, no diploma               | 13,412,111  | ±78,756         | 5.9%     | ±0.1            |      |
| High school graduate (includes equivalency) | 59,996,344  | ±153,910        | 26.3%    | ±0.1            |      |
| Some college, no degree                     | 44,048,941  | ±121,458        | 19.3%    | ±0.1            |      |
| Associate's degree                          | 19,972,235  | ±77,717         | 8.8%     | ±0.1            |      |
| Bachelor's degree                           | 48,482,060  | ±145,655        | 21.2%    | ±0.1            |      |
| Graduate or professional degree             | 31,421,403  | ±137,285        | 13.8%    | ±0.1            |      |
| High school graduate or higher              | 203,920,983 | ±158,928        | 89.4%    | ±0.1            | 6    |
| Bachelor's degree or higher                 | 79,903,463  | ±222,920        | 35.0%    | ±0.1            |      |
| ▼ Population 25 to 34 years                 | 45,079,138  | ±45,900         | (X)      | (X)             |      |
| High school graduate or higher              | 41,695,893  | ±59,679         | 92.5%    | ±0.1            |      |
| Bachelor's degree or higher                 | 17,624,823  | ±86,163         | 39.1%    | ±0.2            |      |
| ▼ Population 35 to 44 years                 | 43,733,561  | ±36,351         | (X)      | (X)             |      |
| High school graduate or higher              | 39,237,019  | ±55,783         | 89.7%    | ±0.1            | 1    |

# Post Secondary Enrollment and Outcome Data

Courtesy of NCTOWER



- Has data from:
  - NC Department of Public Instruction
  - NC Community Colleges
  - UNC System Schools
- Data Limitations:
  - Linkages through UI data
  - If they are not employed in NC, we don't have the data
  - Suppression due to limited information
- Data Organized by Classification of Instructional Programs (CIP)
  - Developed by US Department of Education
  - 2-digit to 6-digit
  - 2020 Taxonomy
  - CIP is not degree specific




# Let's look at the earnings of NC Community Colleges Graduates

Base year 2015



Considering data for all 58 colleges, what NCCCS Associate's Degree program's graduates have the highest median earnings **1 year** after graduation?



|  |          |
|--|----------|
| Electric Utility Substation And Relay Technology | \$53,706 |
| Industrial Engineering Technology                | \$52,392 |
| Emergency Management                             | \$47,861 |
| Fire Protection Technology                       | \$45,895 |
| Medical Sonography                               | \$45,179 |
| Cardiovascular Tech. (Invasive & Non-Inv)        | \$44,786 |
| Nursing  | \$44,384 |
| Mechatronics Engineering Technology              | \$43,427 |
| Laser And Photonics Technology                   | \$42,040 |
| Cardiovascular Sonography                        | \$41,709 |

Source: NCTOWER, Graduate year – 2015; Organized at Six-digit CIP Level. Program Titles at individual schools may vary.

Considering data for all 58 colleges, what NCCCS Associate's Degree program's graduates has the highest median earnings **5 years** after graduation?

|  |          |
|--|----------|
| Electric Utility Substation And Relay Technology | \$92,026 |
| Opticianry                                       | \$68,804 |
| Clinical Trials Research Associate               | \$59,882 |
| Mechatronics Engineering Technology              | \$58,901 |
| Electrical Engineering Technology                | \$58,140 |
| Fire Protection Technology                       | \$57,520 |
| Nursing  | \$57,302 |
| Medical Sonography                               | \$56,050 |
| Cardiovascular Sonography                        | \$56,020 |
| Emergency Management                             | \$55,916 |

Source: NCTOWER, Graduate year – 2015; Organized at Six-digit CIP Level. Program Titles at individual schools may vary.

# Median wage for all NCCCS Associate's degree graduates

After 1 year – \$18,822

After 5 years – \$35,200

Source: NCTOWER, Graduate year – 2015.

Considering data for all 58 colleges, what NCCCS Certificate program's graduates has the highest median earnings **1 year** after graduation?

|   |          |
|---|----------|
| Fire Protection Technology                                  | \$60,800 |
| Emergency Management  | \$57,478 |
| Occupational Education Associate                            | \$49,795 |
| Environment, Health, & Safety Technology                    | \$48,958 |
| Business Analytics  | \$48,328 |
| Computed Tomography & Magnetic Resonance Imaging Technology | \$48,030 |
| Biopharmaceutical Technology                                | \$45,773 |
| Industrial Engineering Technology                           | \$44,303 |
| Clinical Trials Research Associate                          | \$41,944 |
| Geospatial Technology                                       | \$37,509 |

Source: NCTOWER, Graduate year – 2015; Organized at Six-digit CIP Level. Program Titles at individual schools may vary.

Considering data for all 58 colleges, what NCCCS Certificate program's graduates has the highest median earnings **5 year** after graduation?

|  |          |
|--|----------|
| Environment, Health, & Safety Technology | \$78,809 |
| Fire Protection Technology               | \$76,243 |
| Biopharmaceutical Technology             | \$74,731 |
| Aviation Systems Technology              | \$67,927 |
| Emergency Management                     | \$67,574 |
| Business Analytics                       | \$63,211 |
| Electric Line Construction Technology    | \$61,027 |
| Clinical Trials Research Associate       | \$60,639 |
| Industrial Engineering Technology        | \$60,408 |
| Occupational Education Associate         | \$58,758 |

Source: NCTOWER, Graduate year – 2015; Organized at Six-digit CIP Level. Program Titles at individual schools may vary.

# Median wage for all NCCCS Certificate Program graduates

After 1 year – \$20,749

After 5 years – \$35,258

Source: NCTOWER, Graduate year - 2015

# Let's look at the largest programs in the UNC System

Base year 2021

# Considering data for all 16 UNC System Campuses, what program produced the most Bachelor's Degrees in 2020?

|   |       |
|---|-------|
| Business Administration and Management, General | 3,417 |
| Registered Nursing/Registered Nurse             | 2,594 |
| Psychology, General                             | 2,426 |
| Biology/Biological Sciences, General            | 2,202 |
| Speech Communication and Rhetoric               | 1,468 |
| Computer Science                                | 1,393 |
| Criminal Justice/Safety Studies                 | 1,221 |
| Political Science and Government, General       | 990   |
| Elementary Education and Teaching               | 835   |
| Social Work                                     | 784   |

Source: NCTOWER; Graduate year 2020; Organized at Six-digit CIP Level. Note: Official CIP Titles Used in Chart, Program Titles at individual schools may vary.



# Considering data for all 16 UNC System Campuses, what program produced the most Advanced Degrees in 2020?

|  |       |
|--|-------|
| Business Administration and Management, General  | 1,698 |
| Social Work  | 756   |
| Accounting   | 586   |
| Teacher Education and Professional Development, Specific Levels and Methods, Other       | 412   |
| Library and Information Science  | 330   |
| Law  | 310   |
| Educational Leadership and Administration, General                                       | 306   |
| Registered Nursing, Nursing Administration, Nursing Research and Clinical Nursing, Other | 297   |
| Medicine   | 238   |
| Counselor Education/School Counseling and Guidance Services                              | 230   |

Source: NCTOWER; Graduate year 2020; Organized at Six-digit CIP Level. Note: Official CIP Titles Used in Chart, Program Titles at individual schools may vary.

# How can I find the schools that offer these programs?

Program Locator

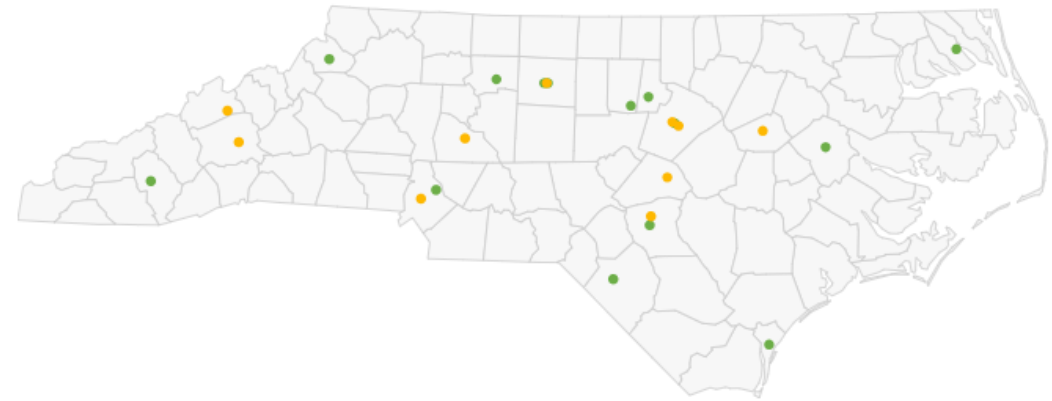
Type in a program name to see which institutions offer it. Select from Public Universities, Independent Colleges/Universities and the NC Community College System. Click on the institution's name or on the map for more information.

social work

- Social Work - Bachelor's Degree
- Social Work - Doctorate
- Social Work - Master's Degree
- Social Work - Post Baccalaureate Certificate

- Public Universities 16
- Independent Colleges/Universities 36
- NC Community College System 58

- Bennett College
- Campbell University
- NC A&T State University
- UNC - Greensboro
- UNC - Chapel Hill
- Johnson C Smith University
- Livingstone College
- Mars Hill University
- Meredith College
- Methodist University
- NC State University
- Shaw University
- Warren Wilson College
- Appalachian State University
- East Carolina University
- Elizabeth City State University



Click on a College or University to view more information.

# NCcareers.org Program Locator Tool

<https://nccareers.org/training-and-education/find-college-programs>

# How can link these programs to occupations?

What Can I Do with My Education

# NCcareers.org What Can I Do With My Education tool



Type in a program name and then select the degree type to see which occupations best match your education. Click on an occupation to learn more about it and see a complete occupation profile.

Psychology   Bachelor's

56 matching occupations found

|  |   | Median Annual Wage               | Annual Growth Rate              | Avg. Annual Openings                 |
|--|---|----------------------------------|---------------------------------|--------------------------------------|
|  | <br><b>Social Science Research Assistants</b><br>Star Rating: ★★★★★ Education: Bachelor's degree<br>Good match   Your education level meets the typical minimum required                                  | <b>\$48,260</b><br>(\$23.20/hr)  | <br>Slow Growth<br>0.68%        | <br>Average Opportunity<br>183       |
|  | <br><b>Managers, All Other</b><br>Star Rating: ★★★★★ Education: Bachelor's degree<br>Good match   Your education level meets the typical minimum required   | <b>\$117,125</b><br>(\$56.31/hr) | <br>Average Growth<br>0.98%     | <br>Very Strong Opportunity<br>2,545 |
|  | <br><b>Industrial-Organizational Psychologists</b><br>Star Rating: ★★★★★ Education: Master's degree<br>Good match   You may be underqualified based on your education level and need additional education | <b>\$62,820</b><br>(\$30.20/hr)  | <br>Very Strong Growth<br>1.84% | <br>Rare Opportunity<br>0            |
|  | <br><b>Psychologists, All Other</b><br>Star Rating: ★★★★★ Education: Master's degree<br>Good match   You may be underqualified based on your education level and need additional education                | <b>\$104,280</b><br>(\$50.13/hr) | <br>Average Growth<br>0.71%     | <br>Few Opportunities<br>39          |

<https://nccareers.org/career-tree/what-can-i-do-with-my-education>

**Jeff Rosenthal**

Jeff.Rosenthal@commerce.nc.gov  
Manager, Occupational Analysis Team  
NC Department of Commerce  
Labor & Economic Analysis Division

**Jamie Vaughn**

Jamie.Vaughn@commerce.nc.gov  
Senior Analyst for Market Intelligence  
NC Department of Commerce  
Labor & Economic Analysis Division