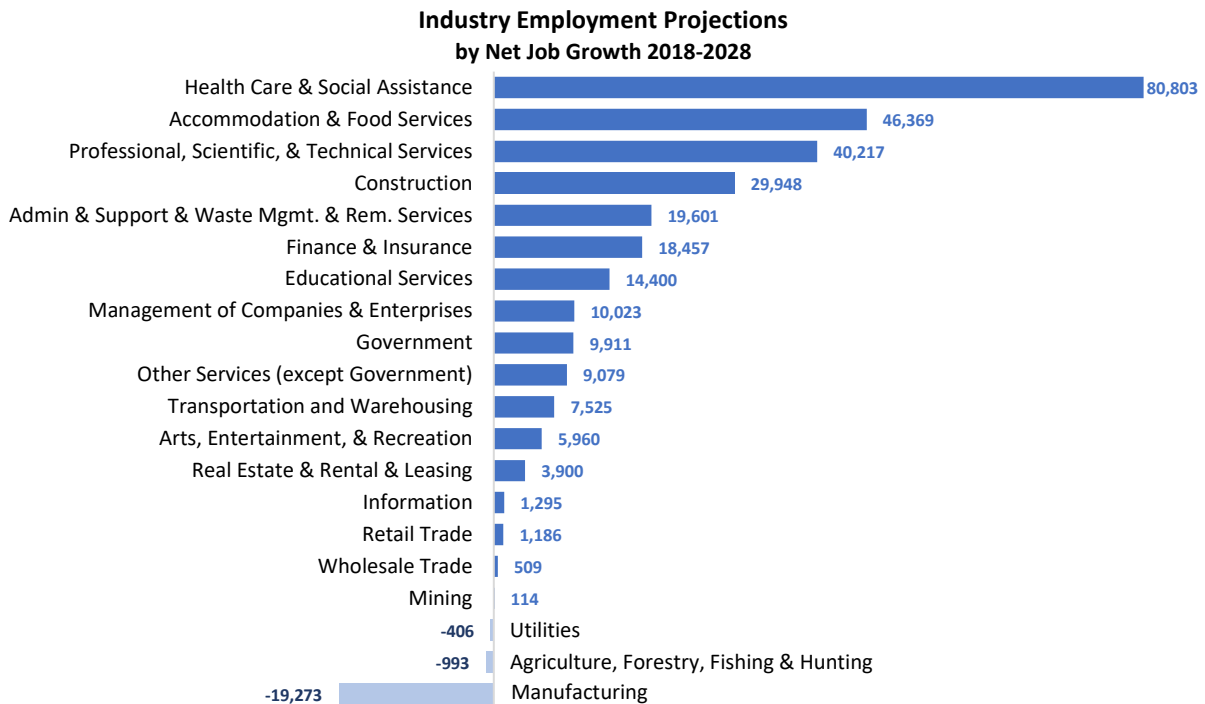


North Carolina Employment Projections (2018-2028)

Every two years, the North Carolina Department of Commerce’s Labor & Economic Analysis Division (LEAD) publishes 10-year employment projections at the state and regional levels, in conjunction with the U.S. Department of Labor’s Employment and Training Administration. The employment projections are an estimate of the future demand for workers based on historical employment data and various economic factors. Policy makers, job seekers, education training providers, and businesses use projections data to make informed workforce decisions and help ensure that North Carolina’s workforce is prepared for tomorrow’s job opportunities and economic growth in the state. The following summary provides highlight of both state and sub-state projected employment growth during the 2018 – 2028 period.

Industry Employment Projections

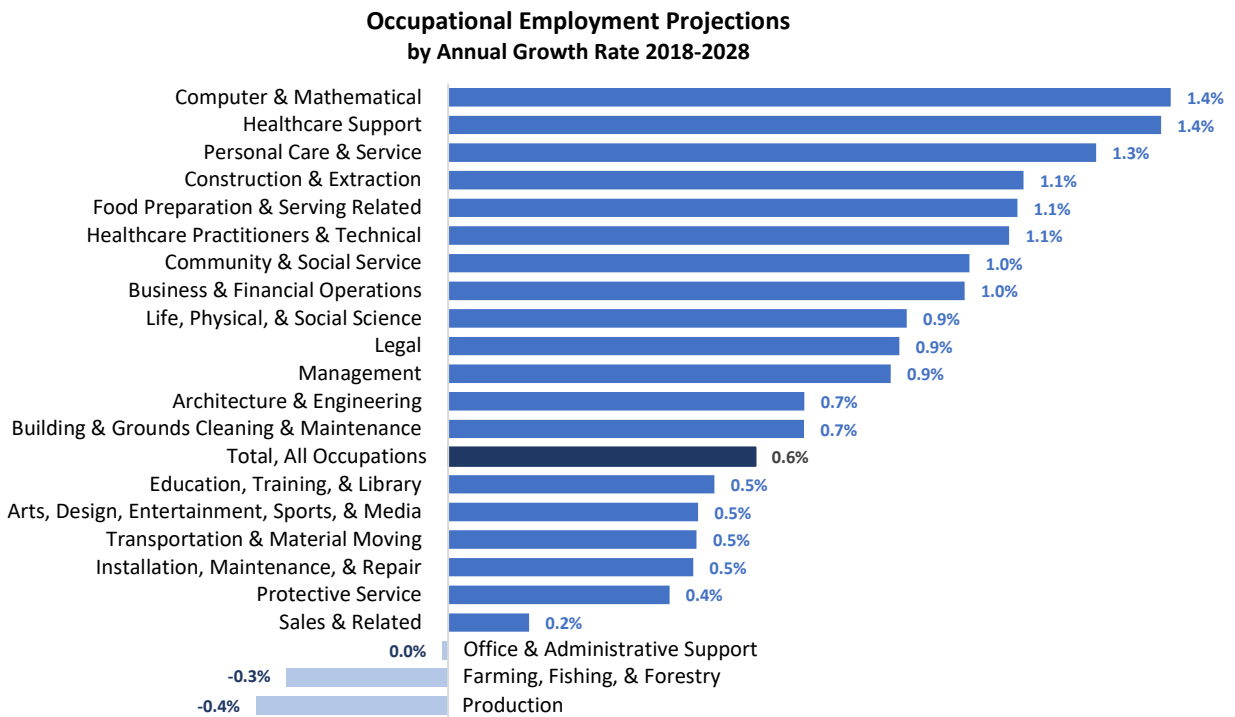
- North Carolina is projected to add more than 302,000 new jobs between 2018 and 2028, reflecting an annual growth rate of 0.6 percent.
- Nearly 89% of all net new jobs will be added in service-providing sectors.
- Health Care & Social Assistance is projected to add the most new jobs (81,000) and have the second highest growth rate of 13.7% over the 2018-2028 period.
- The Professional, Scientific, & Technical Services industry is projected to be the fastest growing industry with 15.8% growth.
- Most industries are projected to grow, but three sectors are projected to decline in employment over the projections period: Manufacturing (-19,300 or -4.1%), Utilities (-400 or -2.7%), and Agriculture (-1,000 or -2.0%).



Source: NC Department of Commerce, LEAD 2018-202028 Employment Projections

Occupational Employment Projections

- Most projected job openings are expected to come from the need to replace people leaving their occupations rather than growth from new job creation.
- Occupations that require a Master’s, Doctoral, or professional degree are projected to have the fastest annual growth – slightly higher than those requiring a Bachelor’s degree.
- The share of North Carolina occupations requiring no more than a high school diploma are projected to decline through 2028, despite still accounting for the majority of jobs and openings.
- Three occupation groups are projected to grow the fastest: Computer & Mathematical, Healthcare Support, and Personal Care & Service.



Source: NC Department of Commerce, LEAD 2018-20208 Employment Projections

Substate Regional Employment Projections

- LEAD conducts projections for 16 substate regions, which cover all 100 counties.
- Every region of the state is projected to see employment growth through 2028.
- Over two-thirds (72%) of the new jobs projected in the state through 2028 will take place in the Charlotte and Raleigh-Durham regions.

Projected New Jobs 2018-2028

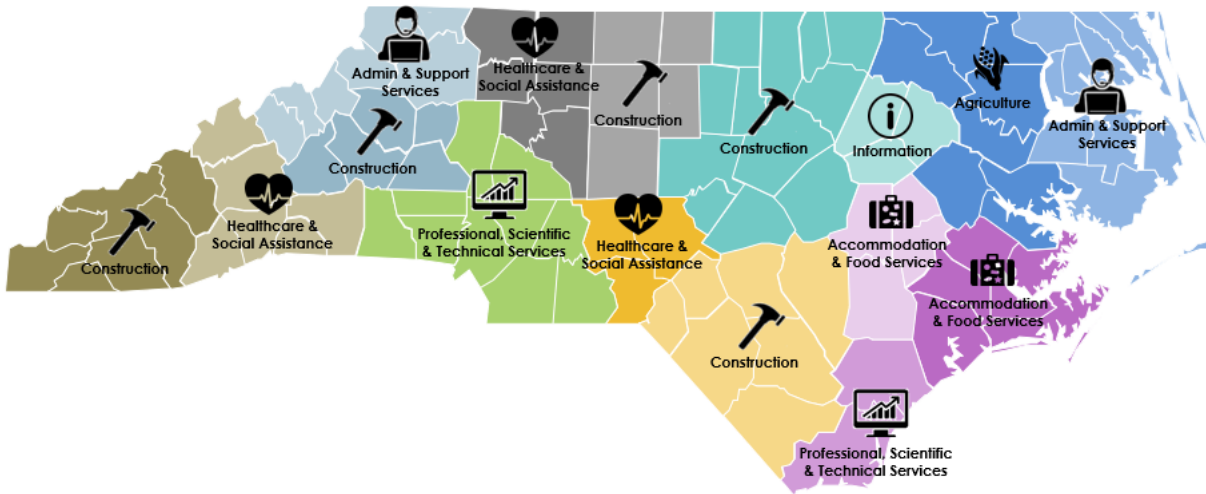
by Numerical Growth		by Percentage Growth	
Area Name	Growth	Area Name	Growth
Charlotte	136,822	Charlotte	11.3%
Raleigh-Durham	97,282	Wilmington	11.0%
Wilmington	18,855	Raleigh-Durham	8.9%

Asheville	14,535	Asheville	6.4%
Winston-Salem	10,504	Pinehurst-Rockingham	5.3%

Source: NC Department of Commerce, LEAD 2018-2028 Employment Projections

- Employment in six industry sectors is projected to grow in every region:
 - Construction
 - Real Estate & Rental and Leasing
 - Professional, Scientific, & Technical Services
 - Health Care & Social Assistance
 - Accommodation & Food Services
 - Government

Projected Fastest-Growing Industries by Region, 2018-2028



Region	Industry
Asheville	Health Care & Social Assistance
Boone-Wilkesboro	Administrative & Support Services
Charlotte	Professional, Scientific, & Technical Services
Elizabeth City	Administrative & Support Services
Fayetteville-Lumberton	Construction
Goldsboro-Kinston	Accommodation & Food Services
Greensboro	Construction
Greenville	Agriculture, Forestry, Fishing & Hunting
Hickory	Construction
Jacksonville-New Bern	Accommodation & Food Services
Pinehurst-Rockingham	Health Care & Social Assistance
Raleigh-Durham	Construction
Rocky Mount-Wilson	Information
Waynesville-Franklin	Construction
Wilmington	Professional, Scientific, & Technical Services
Winston-Salem	Health Care & Social Assistance

More information on the 2018-2028 employment projections can be found on the NC Department of Commerce's website:

- <https://www.nccommerce.com/data-tools-reports/labor-market-data-tools/employment-projections>
- NC Employment Projections Dashboards <https://analytics.nccommerce.com>
- Complete set of data tables can be accessed and downloaded at https://tools.nccareers.org/employmentprojections/industry_employment_projections.html